

KALAXY

A great investment with a fast return



SAVE TIME AND EFFORT IN PRINT FINISHING

Are cutting prints the most labour intensive and time-consuming task in your workshop? This outstanding Kala automatic XY trimmer is the answer. By quickly and easily cutting rolls into rectangular sheets it removes the bottleneck in your production line.

- Robust design available in three different options to suit different budgets and printing equipment
- Faster than your router at cutting squares. So your routing unit is freed up to produce contour cuts and higher value products.
- Perfect for cutting many types of media – paper, vinyl, wall paper, canvas, laminated substrates, light and thick PVC banner material, polycarbonate and much more.

—• THREE OUTSTANDING MODELS AVAILABLE

KALAXY II

Our base model, perfect for basic cuts which don't need a high degree of accuracy in Y trimming.




KALAXY PLUS

The same high spec as our KalaXY V2, plus manual adjustment of the entire set of Y cutting blades which can be controlled when working, to correct any errors caused by misalignment of the rolls of print.



KALAXY PRO

The complete set of Y cutting blades can be manually adjusted when operating, to correct any errors caused by print roll misalignment. Also includes automatic correction of the media edge for increased accuracy. Tolerance on X cutting at +/- 1mm (1/32") and Y cut at +/- 0,5mm (1/64").



—• TWO PRECISION CUTTING METHODS

X CUTTING


KalaXY offers a variety of cutting modes which are easy to programme on the clear touchscreen control panel. Horizontal, or X cutting is done automatically by the machine reading cutting marks or at fixed, programmed-in lengths. Cutting marks as single or double lines can be generated using most RIP software available on the market.

There's also an exclusive stop mark. The machine will stop automatically when it reads a specific stop mark included in the print file. This mark can be generated in your RIP or inserted manually. This allows you to manually reset the Y blade position to the required position for the next print series on the same roll.


X cutting tolerance is at +/- 1mm (1/32") on the entire width.




Self-sharpening X cutting blade with a counter blade. Two diameters of blade are available depending on the media to be cut. Blades are very easy and quick to change by the operator and are affordably priced.



Mark reading sensor



Manual X cutting angle correction – the X cutting edge can be corrected manually to match the exact cutting marks on the print after it's fed in.





Cut marks can be generated specifically in SAI or Caldera software, and more generally with all other RIPs.

Y CUTTING

Vertical or Y cutting blades are positioned manually. The machine comes with three Y blade holders – two single blades and a double blade. Additional single or double blade holders are available as an option.

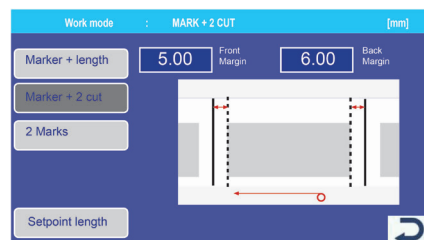
Removal media guides to carry the cut sheets out of the machine are included. The Y blades are very quick and easy to change and affordably priced.



—• SIMPLE TO OPERATE

The user-friendly control panel is easy to understand and simple to operate.

It's available in five languages – English, French, German, Spanish and Polish and allows you to select speed and cutting mode, cutting parameters such as speed and acceleration, and number of cuts. It also shows when machine service is required.



—• TECHNICAL DETAILS

MEDIA FEEDING

Media rolls are loaded onto a 3" Kala shaft compatible with our 1650 laminators. Heavy rolls are supported evenly by the shaft and don't rely on a carton mandrel that can cause wrinkles and lack of precision. Max. diameter 25 cm (10"), max. weight 50 kg (110 lb).



For roll lifters, ask us about our RollJack

—• SAFE AND EASY TO MAINTAIN

SAFETY

KalaXY complies with all machine safety directives. The X cutting mechanism is protected by a plexi cover controlled by sensors.

MAINTENANCE

No costly maintenance contract is needed as the blades are very easy to change by the operator. In addition, only cleaning and oiling of the designated parts is required.


—• OPTIONS AVAILABLE

Collection table

The table is on rails in three foldable parts to match the length of the prints, with magnetic stoppers also included. Maximum length 2.4 m.



3" Kala shaft




Optional guide rollers for improved accuracy in Y cutting

These guide rollers consist of one rubber roller driven by the Y blade driving shaft and a pressing roller that presses onto the media to guide it after Y cutting. This dramatically improves cutting accuracy particularly with slippery materials. Tolerance improvement on KalaXY PRO up to 0,2mm (0,008").

Code: XYRL, set of 1 driving roller and 1 pressing roller

Additional Y blade holders, single or double

Including media guide



—• TECHNICAL DATA

	KalaXY V2	KalaXY V2 PLUS	KalaXY V2 PRO
Maximum thickness of material		1 mm - 40 mil	
Maximum working width		1650 mm - 65"	
Maximum diameter and weight of media roll		250 mm - 10" — 50 kg - 110 lb	
Operating speed		Up to 18 m (60 ft)/minute	
Electrical requirements		110 V/1200 W — 230 V/600 W — 50-60 Hz	
Touchscreen control panel language		English, French, German, Spanish, Polish	
Accuracy cross cutting		+/- 1 mm (0,04")	
Adjustable speed		1 to 18 m/mn - 0,3 to 60 ft/mn	
Cutting modes		Mark recognition, set length	
Electrical adjustment of set of Y blades on the fly		✓	✓
Automatic alignment of media edge			✓
Overall dimensions LxWxH (mm)	262 x 73 x 120	262 x 73 x 120	262 x 83 x 120
Overall dimensions LxWxH (feet)	8' 7" x 2' 5" x 3' 11"	8' 7" x 2' 5" x 3' 11"	8' 7" x 2' 9" x 3' 11"
Weight	254 kg - 560 lb	284 kg - 626 lb	334 kg - 736 lb
Shipping dimensions (cm)	275 x 80 x 152	275 x 80 x 152	275 x 102 x 152
Shipping dimensions (feet)	9' x 2' 8" x 5'	9' x 2' 8" x 5'	9' x 3' 4" x 5'
Shipping weight (kg/lbs)	370 kg - 815 lb	400 kg - 882 lb	450 kg - 992 lb
Warranty		1 year	

Made in Poland