


## Product Catalogue Documents





## Dear Business Partner,

We are delighted to be able to introduce our new Neschen catalogue "Documents" to you. We will show you over the following pages how you can offer a wide broad range of solutions with our quality media, both for the protection and repair of books and for the professional production of picture frames. Neschen know-how is particularly at its best in all application areas with special challenges. Absolutely reliable solutions, in addition to economic efficiency, are always at the forefront in all application situations.

Thanks to our continuous innovative strength, we are often seen as the trendsetter in the development of new product concepts, for instance, book protection films with reduced initial adhesion.



Since company history started 120 years ago, uniformly constant quality and individual customer support have remained a permanent component of our company philosophy. 450 employees around the world, approximately half of them in Germany, are our guarantee for this. We almost exclusively use European raw materials for our materials, while development and production take place in Germany.

If you would like to see for yourself during a company tour, we would be happy to organise a tour by prior announcement.

We would be delighted if our new catalogue contributes to new product ideas and applications.

We wish you lots of success!

Yours

A handwritten signature in blue ink, appearing to read "Stefan Zinn". The signature is stylized and fluid, with a large, sweeping flourish at the end.

Stefan Zinn, chairman

Editorial



Company headquarters of Neschen AG in Bückeburg, Germany



Modern production facility for the production of our innovative products

**How it began**

The start was made by Georg König, pharmacist by appointment to the court in Bückeburg, who developed and began producing self-adhesive plasters. Hans Neschen, who gave his name to the company, was the "father" of the first self-adhesive protective film for books, which became known around the world as "Bückeburg bookskin". Since that time, Neschen AG has been one of the leading suppliers of surface protection, finishing and mounting products, print media and other innovative self-adhesive products, including all relevant processing machines and presentation systems.

**Our philosophy**

We aim to expand our global market position with innovative and top quality products. We regard our suppliers and customers as our long-term partners and ourselves as service providers for our customers. We know what our customers want and our company is tailored to this purpose. Innovation, flexibility, quality assurance, product range, service and environmental protection - not just catchwords to us, but words which are a daily reality for us and our employees. machines and accessories.

**Products and markets**

Neschen offers a comprehensive range of self-adhesive products and appropriate laminating. We supply protection and repair materials for libraries and archives, self-adhesive protection and mounting films, print materials for photographic laboratories and digital imaging, print media and coloured films. Processing machines, exhibition systems and various accessories round off the product range. We constantly update our product range, open up new markets and develop our sales network.

**Quality assurance**

Quality assurance is continuous, from the supplier through the production process right up to delivery. Modern production systems, qualified specialists, laboratories and extreme cleanliness are the basis of our quality management. All quality assurance options are included right from the start in new product developments. Neschen has been DIN EN ISO 9001:2000 certified since 1996.

**Customer partnership**

The customers and their requirements are at the centre of all our actions. We work closely with our customers in order to realise ideas and achieve aims together. We intend to increase the competitiveness and the success of our customers.

A comprehensive range of processing instructions for our products supports this cooperation. Our employees will be happy to advise you personally. If you cannot find a product or size, please contact us and we can then provide you with an offer tailored to your requirements.

Content	Page
<b>This is who we are</b> .....	4
<b>Product overview</b> .....	6 – 7
<b>Book protection</b> .....	8 – 13
Book protection films with reduced initial adhesion	9
Book protection films with higher initial adhesion	10 – 12
Tape dispenser for small tapes and book protection films	12
Self-adhesive strengthening films	13
<b>Book repair</b> .....	14 – 19
Self-adhesive repair tapes	15 – 17
Repair paper with heat-activated adhesive	18
Repair paper	18
Processing machines for filmoplast® R	19
<b>Accessories</b> .....	20 – 23
<b>Double-sided adhesive films</b> .....	24 – 28
<b>Surface protection</b> .....	29 – 30
<b>Book protection processing instructions</b> .....	31 – 39
Protecting books with Neschen book protection films	32 – 33
Protecting books with the book laminating station BLS-L	34
TA3 tape dispenser	34
Protecting maps and plans	35
Strengthening paperback books	35
Protecting book signatures	36
Repairing tears	36
Repairing torn out book pages	37
Strengthening and repairing book joints	37
Repairing book spines	38
Attaching title pages	38
Embedding documents and archive material	38
Strengthening book spines and book corner edges	39
Strengthening newspapers and magazines	39
<b>Picture frame processing instructions</b> .....	40 – 43
General instructions on fixing with self-adhesive materials	41
Fixing rear mounts to passe-partouts	41
Dust-proof sealing	42
Fixing pictures onto rear mounts	42
Fixing pictures onto passe-partouts	43
Application of double-sided adhesive products	43
<b>Index</b> .....	44
<b>Order form</b> .....	47
<b>Sales and delivery conditions</b> .....	48 – 49
<b>Branches</b> .....	50

Product overview



### Book care and repair

The name filmolux® has been synonymous with high-quality book bindings for over 50 years now. In continuing with this tradition, we provide our customers both here and abroad with our experience as a competent and reliable partner with regards to book protection and care. As a market leader, we offer a versatile and mature product programme, ranging from strengthening films, protection films, marking tapes or book pockets for public and private libraries to acid-free, age-resistant cold and hot adhesive tapes for archives. Books protected with Neschen products have a longer life span, do not snag on shelves and the adhesives used do not yellow, harden or bleed out of edges. The print colours of the protective covers are particularly brilliant due to the glossy surfaces and are easy to clean.

All our adhesives are acid-free and are produced using an aqueous dispersion without solvents. We strictly ensure that all raw materials are free of cadmium, mercury, lead or other harmful additives, and that they are characterised by excellent ageing resistance.

Our self-adhesive paper tapes used for professional repair and conservation of paper fibres are state of the art and meet even the high requirements of museums and archives for adhesive applications. They are regularly tested by acknowledged and independent national and international institutes.



Book care and repair



### Products for picture framers

We have developed a product programme for picture framers that covers fixing, mounting, protection and framing in the sectors of "archive material and book protection" and "photograph protection and enhancement". The fixing of valuable graphics, etchings and other originals in passe-partouts can only be implemented with an adhesive system that does not harm the picture itself. The adhesive system must have a long-term guarantee. We can provide you with this guarantee. We have worked with problem for many years now and our products have proven themselves over time.

We use the natural material paper and pH-neutral adhesives buffered with calcium carbonate for our high-quality repair tapes filmoplast® P, filmoplast® P 90 and filmoplast® P 90 Plus. The adhesives are solvent-free, ageing-resistant and do not yellow, harden or bleed. If necessary, they can be removed with water from solid surfaces.



Products for picture framers



### Hobby and craft

The high-quality Neschen AG products are also increasingly popular in the craft and hobby sectors. The application areas here are as varied as the Neschen materials themselves. Our self-adhesive filmomatt® H 200 is ideally suited for crafts and the creation of lampshades in various sizes and shapes. The Neschen self-adhesive products are also finding new application areas in model building, board games and in the art sector.



Hobby and craft



### PRO nature

Neschen AG is technologically one of the top producers of materials for the graphic arts industry. Production at Neschen AG is also carried out under the tradition of the best-possible environmental compatibility. **If you would like to know more, please ask for our PRO nature brochure.**




Best-possible environmental compatibility

# Product overview

## The right product for every purpose

Application	Protecting books	Strengthening paperback books	Reattaching title pages	Signature / label protection	Barcode protection	Protecting maps, etc.	Attaching torn out pages	Repairing tears	Strengthening book joints	Repairing book joints	Strengthening book spines and book edges	Repairing book spines	Strengthening newspapers and magazines	Embedding documents	Protecting / repairing games	Attaching warning signs	For lampshades	Fixing rear mounts to passe-partouts	Dust-proof sealing	Fixing pictures onto rear mounts	Fixing pictures onto passe-partouts	Application of double-sided adhesive products
Products																						
filmolux®	x					x																
filmolux® 609	x			x		x									x							
filmolux® 610	x			x											x							
filmolux® soft	x																					
filmolux® soft PP	x														x							
filmolux® libre	x			x	x										x							
filmomatt® libre				x	x										x							
filmomatt®						x																
filmolux® H 200		x															x					
filmomatt® H 200		x															x					
filmolux® H 250																	x					
filmoplast® P							x	x						x						x	x	
filmoplast® P 90							x		x	x										x	x	x
filmoplast® P 90 plus							x		x	x										x	x	x
filmoplast® T						x			x			x								x		
filmoplast® SH									x	x		x					x					
filmoplast® R								x						x								
filmoplast® J								x														
PRÄplast Papier									x	x												
Easy bind® tyvek®									x	x												
Easy wings®											x											
Easy hold®												x	x									
gudy® 802			x			x																x
gudy® 831			x			x									x	x						x
gudy® 870			x																			x
gudy® 871																x						x
gudy® 800			x			x																x
gudy® 804						x										x						x
gudy® DS10, DS11, DS12															x	x						x



A world-renowned Classic,  
for decades

**filmolux®**



# Book protection

Our self-adhesive book protection films increase the lifespan of your books, protect against dirt and enable easy cleaning. The print colours of the protective covers are particularly brilliant due to the glossy surfaces.

We work with solvent-free, ageing-resistant and permanently elastic acrylic adhesives, strictly ensuring that all raw materials are free of harmful additives and that they are characterised by excellent ageing resistance.

## Book protection films with reduced initial adhesion

Thanks to the reduced initial adhesion, these book protection films are easy to adjust in position when applying them to

almost any kind of surface. Ideal for smooth surfaces such as paper and glossy covers, brochures, folders, etc.

### filmolux®

70 µm soft-PVC, glossy, crystal-clear, reduced initial adhesion, easy to correct, silicone paper backing with grid for easy cutting, suitable for working with the BLS-L



art. no	l/m	w/cm	
25161	25	22	
25162	25	24	
25163	25	26	
25164	25	28	
25165	25	30	
25166	25	32	
25189	25	34	
25167	25	36	
25168	25	41	
25169	25	62	
25049	25	124	Core 50, vinyl outside



### filmolux® soft

70 µm UV-stabilised soft-PVC, glossy, crystal-clear, reduced initial adhesion, easy to correct, backing made of 100% recyclable PE with grid for easy cutting, pre-cut backing enables easy removal during processing, very easy manual application



art. no	l/m	w/cm	
26863	25	20	
26864	25	22	
26865	25	24	
26866	25	26	
26867	25	28	
26868	25	30	
26869	25	32	
26873	25	34	
26870	25	36	
34474	25	41	
30128	25	61	



### filmolux® soft PP

80 µm UV-stabilised PP film, glossy, reduced initial adhesion, crystal-clear, environmentally-friendly, backing made of 100% recyclable PE with grid for easy cutting, pre-cut backing enables easy removal during processing, very easy manual application



art. no	l/m	w/cm	
26280	25	22	
26281	25	24	
26282	25	26	
26283	25	28	
26284	25	30	
26285	25	32	
26286	25	34	
26287	25	36	
26288	25	41	
26289	25	61	



## Book protection films with high initial adhesion

With their high initial adhesion, these book protection films can be used on almost all book covers. They are also popular as protection films for prints, plans, folders, etc.

The narrow rolls are ideal as protection for labels and signatures, bottle labelling in drugstores and laboratories.

### filmolux® 609

70 µm soft-PVC, glossy, crystal-clear, high initial adhesion, silicone paper backing with grid for easy cutting, suitable for working with the BLS-L



art. no	l/m	w/cm	
26654	10	32	
26658	10	41	
26660	10	62	
26527	10	124	Core 50, vinyl outside
25980	25	2	
25981	25	3	
25982	25	4	
25983	25	6	
25985	25	10	
25140	25	20	
25141	25	22	
25142	25	24	
25143	25	26	
25144	25	28	
25145	25	30	
25146	25	32	
26548	25	34	
25147	25	36	
25148	25	41	
25149	25	62	
26530	25	124	Core 50, vinyl outside
26725	50	2	
26726	50	3	
26727	50	4	
26628	50	5	
26728	50	6	
26630	50	8	
26729	50	10	





### filmolux® 609 label protection

70 µm soft-PVC, glossy, crystal-clear, high initial adhesion, pre-cut labels on rolls



art. no	dimen. mm	pcs. per roll
36603	30 x 70	1515
36604	30 x 110	1515
36606	50 x 100	485
36622	46 x 61	1020

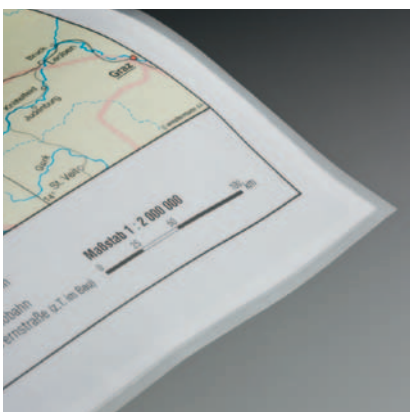




art. no	l/m	w/cm
26600	50	2
26601	50	3
26602	50	4
26603	50	6
26619	50	8
26617	50	10
26606	25	22
26607	25	24
26608	25	26
26609	25	28
26610	25	30
26611	25	32
26612	25	34
26613	25	36
26604	25	41
26615	25	62

### filmolux® 610

70 µm soft-PVC, glossy, crystal-clear, high initial adhesion, silicone paper backing with grid for easy cutting, suitable for working with the BLS-L, very strong adhesion, ideal for adhesive-repellent surfaces such as textiles



art. no	l/m	w/cm	
25154	10	41	
25155	10	62	
25970	10	124	Core 50, vinyl outside
25156	25	41	
25157	25	62	
25973	25	124	Core 50, vinyl outside

### filmomatt®

80 µm soft-PVC, matt, high initial adhesion, non-reflective, silicone paper without grid, ideal for protection of maps, plans, etc. in addition to books, can be folded and written on with lead pencils, wax crayons, colour pens and felt pens, particularly "soft"



Book protection → Book protection films · Tape dispenser

**filmolux® libre**

80 µm UV-stabilised, environmentally-friendly PP film, glossy, crystal-clear, silicone paper backing with grid for easy cutting, suitable for working with the BLS-L



art. no	l/m	w/cm
28765	25	2
28766	25	3
28767	25	4
28768	25	6
28769	25	10
28744	25	22
28745	25	24
28746	25	26
28747	25	28
28748	25	30
28749	25	32
28750	25	34
28751	25	36
32896	25	41
28753	25	62



**filmomatt® libre**

80 µm environmentally-friendly PP film, matt, non-reflective, therefore particularly suitable for barcode reader devices



art. no	l/m	w/cm
26621	50	2
26622	50	3
26623	50	4
26689	50	6
26690	50	10



## Tape dispenser for small rolls

We have developed a special dispenser for the optimal processing of our filmolux films. Small rolls of book

protection films can be perfectly cut and processed with the tape dispenser TA3.


**Tape dispenser TA3**

Stable dispenser unit with safety bar to minimise danger of injury, for two rolls, widths for processing: left up to 6 cm, right up to 8 cm



art. no		unit à pcs.
6031680	TA3	1
6031755	Replacement blades TA3	1
6010265	Replacement blades TA2*	1
6025254	Replacement blades TA*	10

\* Model is no longer available



## Self-adhesive strengthening films

Self-adhesive strengthening films, which are ideally suited for the protection and strengthening of paperback covers, maps, plans or display panels thanks to their stability

and transparency. Also suitable for making and shaping lampshades.



art. no	l/m	w/cm	
25347	10	62	
25348	10	124	
25349	50	62	
38758	21cm	29,7cm	100 sheets

### filmolux® H 200

200 µm hard-PVC, glossy, self-adhesive, suitable for use on Braille typewriters, 10 m rolls with grid on PP film backing paper for easier cutting



art. no	l/m	w/cm	
25365	10	62	
25366	10	124	
25367	50	62	

### filmomatt® H 200

200 µm hard-PVC, matt, self-adhesive, suitable for use on Braille typewriters



art. no	l/m	w/cm	
6016911	50	62	

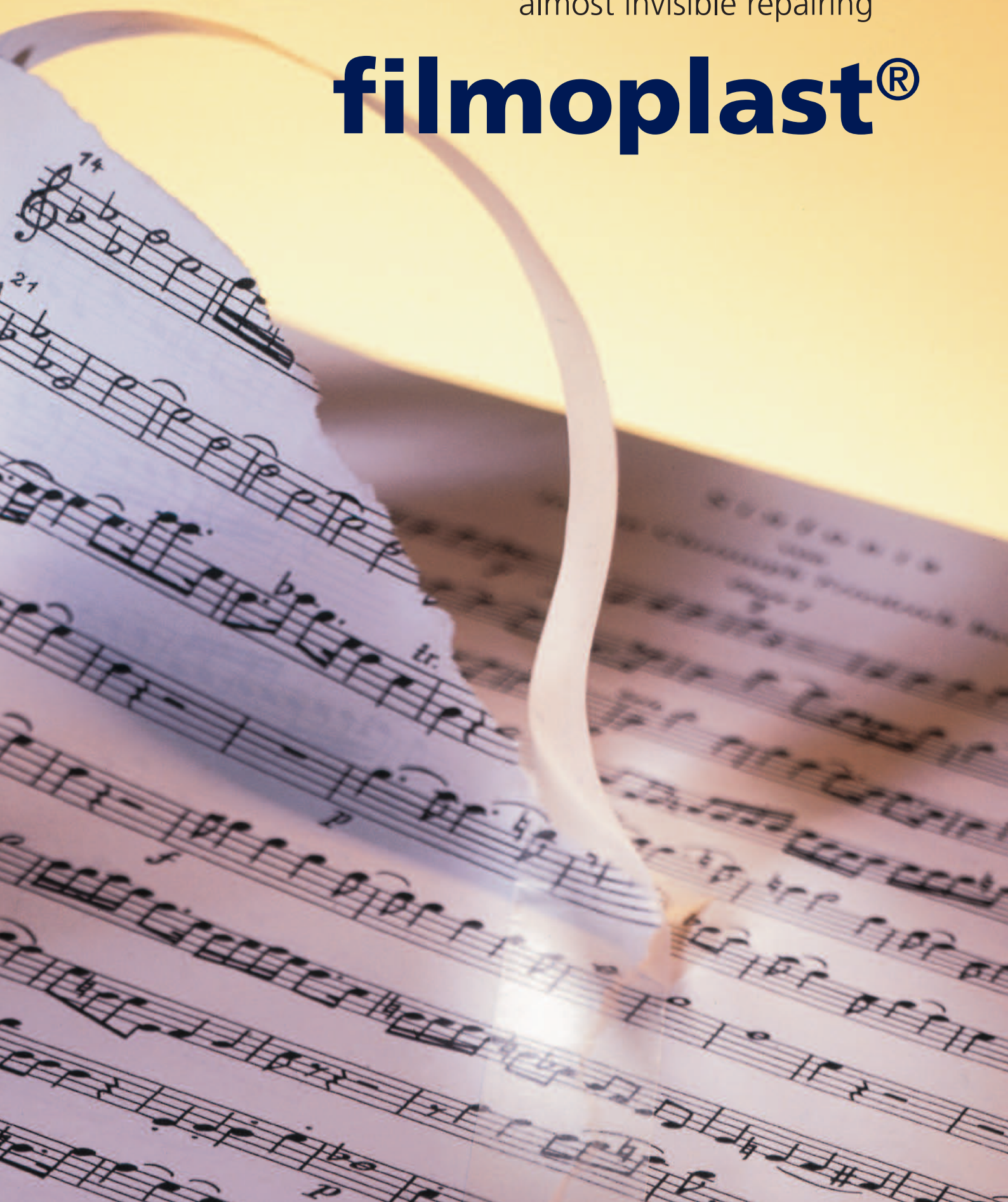
### filmolux® H 250

250 µm hard-PVC, glossy, self-adhesive, PP film backing paper with grid for easier cutting, particularly favoured for producing and shaping lampshades



... simple and  
almost invisible repairing

**filmoplast®**



# Book repair

Torn or torn out pages, broken edges, damaged quires and broken book spines can be repaired easily and almost invisibly with our self-adhesive paper and textile tapes. These paper tapes are state-of-the-art for the preservation of paper fibres and meet even the high requirements of

museums and archives. They are regularly tested by independent national and international institutes. Our repair tapes are also perfectly suited to the fixing of valuable originals in passe-partouts for picture frames.

## Self-adhesive repair tapes

Coated with a solvent-free, ageing-resistant and permanently elastic acrylic adhesive, our paper tapes have been developed

for the repair and care of books or for picture framing.



art. no	l/m	w/cm	unit rolls
25360*	50	2	
25361	50	4	
25193	10	40	
26312	50	1,3	10
26325	50	2	10

\* Dispenser

### filmoplast® P

20 g/m<sup>2</sup> special paper with ideal combination of stability and strength with softness and transparency, highly transparent.

Coated with ageing-resistant, non-yellowing, permanently elastic acrylic adhesive, buffered with CaCO<sub>3</sub>, slightly alkaline so that damage to the documents is not possible, but with sufficient buffer capacity to prevent acid decay.

Ageing resistance certified by the Papiertechnische Stiftung (PTS - paper technology specialists) in Munich



#### → Fields of application

Repair, protection and embedding of papers, attaching and joining torn pages, reattaching torn out pages, repairing torn pages, fixing thinner papers to passe-partouts, the suspension remains hidden.

Book repair → Repair tapes

**filmoplast® P 90**

50 g/m<sup>2</sup> special paper with ideal combination of stability and strength with softness, white, coated with ageing-resistant, non-yellowing, non-bleeding, permanently elastic acrylic adhesive, buffered with CaCO<sub>3</sub>, slightly alkaline so that damage to the documents is not possible, but with sufficient buffer capacity to prevent acid decay.

Ageing resistance certified by the Papiertechnische Stiftung (PTS - paper technology specialists) in Munich



art. no	l/m	w/cm	unit rolls
25454*	50	2	
26255	50	4	
25193	10	40	
26251	50	1,3	10
26252	50	2	10

\* Dispenser

→ **Fields of application**

Repair, protection and embedding of papers, attaching torn out pages, repairing old quires, strengthening of inner book joint in paperbacks, repairing edges, fixing originals to passe-partouts or rear mounts. For dust-free sealing of rear mounts.



**filmoplast® P 90 plus**

50 g/m<sup>2</sup> wood-free, tear-resistant special paper, white, high softness, hardly visible, prevents bruising of the original document, coated with an ageing resistant, non-yellowing, non-bleeding, permanently elastic acrylic adhesive. Particularly strong adhesive strength – adheres immediately. Acid-free.



art. no	l/m	w/cm	Dispenser
6018639	50	2	

→ **Fields of application**

Ideal for strengthening the joint between book cover and book body with high adhesive strength and strong tear resistance. It is hardly visible and very flexible, ideal for gluing into the fold. For fixing pictures, photographs and prints to passe-partouts or rear mounts. For dust-free sealing of rear mounts.















→ **Fields of application**


Covering or repairing stitched book block spines (backlining), laminating book covers or complete books. filmoplast® T is used to strengthen the first and last sheet in the fold when hand stitching. Reverse-side strengthening of maps and plans, or dust-free sealing in the sector of picture framing.

**filmoplast® T**

240 µm acid-free rayon staple tissue tape, available in eight colours, dyed with natural colours (colour chart on request)



Width/cm	3		5		8		124
Length/m	10		10		10		10
Colour	Colour no	art. no	art. no	art. no	art. no	art. no	
Yellow	0384	 25404	25405	25406	-	-	
Red	2388	 25384	25391	25398	-	-	
Blue	4276	 25383	25390	25397	-	-	
Green	6472	 25385	25392	25399	-	-	
Brown	1168	 25464	25465	25466	-	-	
Grey	7038	 25388	25395	25402	25431	-	
White	9500	 25387	25394	25401	25430	-	
Black	9572	 25386	25393	25400	-	-	



art. no	l/m	w/cm	unit rolls
26322	25	1,3	10
26323	25	2	10
26324	25	3	10
6017094	25	3	Single roll

→ **Fields of application**

For covering or repairing stitched book block spines (backlining). Also for fixing the passe-partout to the rear mount during picture framing.

**filmoplast® SH**

170 µm sized textile fabric, white, acid-free, highly tear-resistant, environmentally-friendly, biologically degradable



## Repair paper with heat-activated adhesive

### filmoplast® R

8.5 g/m<sup>2</sup> light, transparent, technical Japanese paper, coated with heat-activated acrylic-acid ester copolymer. The paper is free of lignin and hemicellulose, with a high percentage of alpha cellulose. The adhesive contains no softeners, is ageing-resistant, colourless and does not yellow. Magnesium carbonate in the adhesive neutralises acids that may arise and migrate into the adhesive layer when paper fibres in old papers degrade. The adhesive provides good adhesion with high bending stiffness, even repeated bending will not loosen the seal.

The sealing temperature must be over 100°C. filmoplast® R is reversible. The lamination can be removed in a water bath or with alcohol.

Attention! If using alcohol, check the solvent-resistance of the paper first.



art. no	l/m	w/cm
26200	50	2
26201	50	31
26202	50	41
26203	50	62
6012831	50	93
38514	200	31
38687	200	41
38078	200	62



#### → Fields of application

filmoplast® R is the ideal product for maintenance of modern papers and newspapers, retaining the paper character of the original. Due to the low thickness of the material, filmoplast® R is hardly visible. The ageing resistance of the material was certified by PTS (Papiertechnische Stiftung München, Heidenau PBA-No.: 21.495/3).

Continuous embedding from the roll is possible with the HRP hot-sealing machines. Fragmented documents can be joined up on the worktable of these machines and embedded between two layers of filmoplast® R to form complete documents again. In order to invisibly repair tears, small rolls of filmoplast® R can be used and sealed with a heating iron

## Repair paper

### filmoplast® J


8.5 g/m<sup>2</sup> thin, transparent technical Japanese paper, raw fibre: 100% Manila fibre, plus low percentage of wet strength additives based on epichlorhydrine resin, lignin-free, hemicellulose-free, high percentage of alpha-cellulose, smoothed, eco-friendly bleaching (elemental chlorine-free)



art. no	l/m	w/cm
6027498	50	31
6027499	50	41
6027500	50	93

#### → Fields of application

For repairing and coating paper, particularly for use in archives, libraries, museums and restoration workshops. Use of this paper together with the usual tools and pastes found in a paper restoration workshop is recommended.



## Processing machines for filmoplast® R



The HRP hot-sealing machines are equipped with a large infeed table, unwinders for rolls on 40 mm cores and outer diameters of 13 cm (200 m filmoplast® R roll), infinitely adjustable working speed, two silicone-coated, lifting laminating rollers, electronically controlled laminating roll heating and a hot air take-off blower

art. no	model
37903	HRP 340-V-Special
39194	HRP 460-V-Special
38683	HRP 950-V-Special

Delivery time on request

### The hot-sealing machines

#### for filmoplast® R

The hot-sealing machines HRP 340 V-spezial, HRP 460 V-spezial and HRP 950 V-spezial are the ideal supplement for implementing mass conservation work in the restoration sector. The machines can be used to fully laminate documents with filmoplast® R on one or both sides. The machine processing not only offers a cost advantage, it also offers significant time and cost savings when restoring documents.

Technical data	HRP 340 V-spezial	HRP 460 V-spezial	HRP 950 V-spezial
Working width	340 mm	460 mm	950 mm
Working speed	1.5 m	1.5 m	1.5 m
Document thickness	0.042 mm - 0.25 mm	0.042 mm - 0.25 mm	0.042 mm - 0.25 mm
Connection	230 V/50 Hz/1450 W	230 V/50 Hz/1850 W	400 V/50 Hz/3.2kW
Dimensions (WxHxD)	61 x 27 x 63 cm	72 x 27 x 63 cm	120 x 27 x 63 cm
Weight	49 kg	58 kg	182 kg



art. no
6015972

### Heating iron RT

The heating iron RT is suitable for processing small rolls of filmoplast® R, which are used to repair tears. Temperature adjustable up to 220°C



# Accessories

In order to guarantee optimum processing of Neschen products, we offer you a wide variety of small and large

accessories to facilitate and supplement the processing of Neschen products.

## PRÄplast paper

Paper tags with 6 mm wide self-adhesive coating for extending board-bound covers to be glued to the book block



art. no	l/m	w/cm	unit rolls
34340	50	1,8	5



## Easy bind® tyvek®

Tear-resistant, self-adhesive Tyvek tape with patented centre perforations for perfect positioning when strengthening paperback book joints



art. no	l/m	w/cm
35044	30	3,1



## Easy wings®

Self-adhesive book spine strengtheners, polyester (50 µm), the perfect aid for strengthening book spines and corners, with patented centre perforations for positioning



art. no	book spine	unit rolls
35045	to 5,7 cm	24
35046	to 8,3 cm	24





art. no.	unit	pcs.
35047		250

**Easy hold®**

60 µm self-adhesive tabs, polyester, practical strengtheners for newspapers and magazines



art. no.	dimen. mm	unit	pcs.
25073	75/75		24
25075	100/100		24
25775	140/140		8
25076	140/210		8

**filmolux® pockets, triangular**

Crystal-clear self-adhesive PVC pockets for holding book cards, inserts, etc.



art. no.	outside mm	inside mm	pcs.
25087	60x95	55x88	10
37166	102x110	92x106	4
38588	130x130	125x120	4

**filmolux® pockets, rectangular**

Crystal-clear self-adhesive PVC pockets for holding CD's business cards, inserts, etc.



art. no.	unit
90538	1 kg

**Book glue**

Water-based dispersion adhesive, 1 kg bucket



Accessories

**Book squeegee**

16 cm working width, wooden squeegee with extra soft felt coating for smoothly applying our self-adhesive protection films without bubbles



art. no.

36876



**Teflon burnishing bone**

Made of one piece of Teflon, extremely smooth and durable, 15 cm long. Glides smoothly over numerous surfaces without leaving traces, adhesive-repellent and easy to clean, for working book protection films into book folds and spines



art. no.

6003796



**Burnishing bone**

Made of bone, tapered form, 15 cm long, for working book protection films into book folds and spines



art. no.

37325



**Cire 213**

Oil-based emulsion, derived from beef tallow, saturates leather and makes it water-repellent. Dehydrated and torn leather is softened again. Cire 213 is pH neutral or slightly alkaline so that the leather cannot be attacked. Contains fungicide and insecticide as essential protection against biological pests. 50 ml bottle, colourless. Shake thoroughly before use.



art. no.

90336

50 ml






art. no	l/m	w/cm
6023344	100	145,8
6023343	100	200

### Cutting mats

Universal cutting base, uniformly grey



art. no	l/cm	colour	unit pcs.
26041	300	silver	10*

\* without Corner

### gudyha® clip

Profiles for framing 10 mm rigid foam sheets, aluminium or plastic, flexible, for cutting to size



art. no	unit pcs.
26042	50

### GDS corner

Clip-on joints for gudyha clips



art. no	unit pcs.
26677	100

### Metal hangers

Hangers with safety cramps for rigid foam sheets



art. no	Ø cm	unit pcs.
26673*	2,5	100
26674**	4,0	50

\* up to 300 g load  
\*\* up to 800 g load

### Plastic hanger

Round, highly adhesive, stable hangers





**gudy®**

A synonym for professional protection  
and mounting over decades



# Double-sided adhesive products


The brand gudy® and other double-sided adhesive Neschen products have been synonymous with professional mounting and fixing of photographic products, art objects and workpieces of all kinds for decades. The use of top quality raw film materials and mature adhesive systems researched

and developed in-house means that we can offer you a wide selection of products for various application areas today. The adhesive formulation is always precisely tailored to the special application areas. Please note our recommendations and the technical data for respective applications.

## gudy® – permanently adhesive

The permanently adhesive gudy® products have double-sided adhesion and come with special properties for wide-ranging requirements. From extra strong adhesion

to highly-transparent, adhesive film without a carrier, the permanently adhesive gudy® products offer a solution for all permanent applications.




art. no	l/m	w/cm
25082	10	40
25547	10	61
25549	10	122

### → Fields of application

Mounting photographs, inkjet and digital prints on various surfaces such as e.g. rigid foam sheets (Kapa, Gatorfoam, etc.), Forex, smooth PVC surfaces, polystyrene, polycarbonate, laminated chipboard, aluminium, etc. We recommend processing with a laminating machine

### gudy® 802

23 µm polyester, transparent, dimension-stable, high adhesive strength, fire protection certificate B2, material is masked on one side and wound on itself, glassine backing paper 90 g/m<sup>2</sup> siliconised on both sides, solvent-free, ageing-resistant, permanently elastic acrylate adhesive that does not become brittle or bleed



art. no	l/m	w/cm	core
26371	10	20	K40
26374	10	40	K40
26386	10	61	K40
26387	10	83	K50
6008499	10	104	K50
26388	10	122	K50

### → Fields of application

Mounting photographs, inkjet and digital prints on various surfaces such as e.g. Forex, rough plastic surfaces, chipboard, aluminium, grey board, cardboard, etc. Specially developed for rough surfaces, extremely suitable for manual processing

### gudy® 831

44 g/m<sup>2</sup> long-fibre paper, white, high adhesive strength, acid-free, material is masked on one side and wound on itself, glassine backing paper 90 g/m<sup>2</sup> siliconised on both sides, solvent-free, ageing-resistant, permanently elastic acrylate adhesive that does not become brittle or bleed, PAT tested



Double-sided adhesive products

**gudy® 870**

Transparent, carrier-free adhesive film, 40 µm adhesive coating, material is masked on one side and wound on itself, glassine backing paper 90 g/m<sup>2</sup> siliconised on both sides, solvent-free, ageing-resistant, permanently elastic acrylate adhesive that does not become brittle or bleed, PAT tested




art. no	l/m	w/cm
26464*	10	31
26471*	10	62
26460	50	51,5
26983	50	62
6008502	50	104
26984	50	124

\* core diameter 40 mm, not cuttable

→ **Fields of application**

Mounting photographs, inkjet and digital prints on various surfaces such as e.g. rigid foam sheets (Kapa, Gatorfoam, etc.), smooth PVC surfaces, polystyrene, polycarbonate, laminated chipboard, aluminium, etc. Material is hardly visible and the adhesive does not peel away when cutting or removing the backing paper. Can be used anywhere indoors.



**gudy® 871**


Transparent, carrier-free adhesive film, 40 µm adhesive coating, material is masked on one side and wound on itself, glassine backing paper 90 g/m<sup>2</sup> siliconised on both sides, solvent-free, ageing-resistant, permanently elastic acrylate adhesive that does not become brittle or bleed



art. no	unit	l/m	w/cm
26693	10 rolls	30	1,2
26694	10 rolls	30	1,9

→ **Fields of application**

Narrow rolls with adhesive-free edges, perfect for applying self-adhesive coatings to defined areas on rigid foam sheets (Kapa, Gatorfoam, etc.), smooth PVC surfaces, polystyrene, polycarbonate, laminated chipboard, aluminium, etc. Can be used anywhere indoors



## gudy® – reversible adhesive

In addition to permanently adhesive gudy® products, there are also solutions with one or two peel-off sides.

These are highly suitable for short-term use on sensitive surfaces.



art. no	unit	l/m	w/cm
26328	10 rolls	50	1,3
26329	10 rolls	50	2
6008488	1 roll	50	104
25537	1 roll	50	122

### → Fields of application

Mounting photographs, inkjet and digital prints on various surfaces such as e.g. rigid foam sheets (Kapa, Gatorfoam, etc.), smooth PVC surfaces, polystyrene, polycarbonate, laminated chipboard, aluminium, etc. Can be used anywhere indoors.

### gudy® 800

70 µm soft PVC, transparent, glassine backing paper 90 g/m<sup>2</sup> siliconised on both sides, material is masked on one side and wound on itself, solvent-free, ageing-resistant, permanently elastic acrylate adhesive that does not become brittle or bleed, can be removed from smooth, hard surfaces



art. no	l/m	w/cm
25911	50	61
6008493	50	104
25923	50	122
6025260	50	130

### → Fields of application

Mounting photographs, inkjet and digital prints on various surfaces such as e.g. rigid foam sheets (Kapa, Gatorfoam, etc.), smooth PVC surfaces, polystyrene, polycarbonate, laminated chipboard, aluminium, etc. gudy® 804 can be easily processed manually and can be used for trade fair decoration, window dressing and short-term decoration purposes. Backing paper on both sides facilitate handling and permit processing as sheets. Can be used anywhere indoors.

### gudy® 804

70 µm soft PVC, transparent, one side permanently adhesive, other side reversibly adhesive, masked on both sides: Permanently adhesive side: Glassine backing paper siliconised on one side, 62 g/m<sup>2</sup> Reversibly adhesive side: Backing paper siliconised on one side, embossed 110 µm LDPE film, solvent-free, ageing-resistant, permanently elastic acrylate adhesive that does not become brittle or bleed



## gudy® DS narrow rolls

### gudy® DS 10 – Reversible double-sided

50 µm transparent soft PVC tape, backing paper siliconised on both sides, reversible adhesion on both sides, solvent-free, ageing-resistant, permanently elastic acrylate adhesive that does not become brittle or bleed

art. no	l/m	w/cm
6013657	33	1,2
6013658	33	1,9
6013659	33	2,5

#### → Fields of application

Application as double-sided tape on prints, photographs and other graphic applications, gudy® DS 10 can be removed from numerous surfaces without leaving residues



### gudy® DS 11 – Reversible/permanent

50 µm transparent soft PVC tape, backing paper siliconised on both sides, permanent adhesion on one side, reversible adhesion on covered side, solvent-free, ageing-resistant, permanently elastic acrylate adhesive that does not become brittle or bleed

art. no	l/m	w/cm
6013660	33	1,2
6013661	33	1,9
6013707	33	2,5

#### → Fields of application

Application as double-sided tape on prints, photographs and other graphic applications, the reversible side of gudy® DS 11 can be removed from numerous surfaces without leaving residues

### gudy® DS 12 – Permanently adhesive

50 µm transparent soft PVC tape, backing paper siliconised on both sides, permanent adhesion on both sides, solvent-free, ageing-resistant, permanently elastic acrylate adhesive that does not become brittle or bleed

art. no	l/m	w/cm
6013655	33	1,2
6013705	33	1,9
6013706	33	2,5

#### → Fields of application

Application as double-sided tape on prints, photographs and other graphic applications

# Surface protection films

The core competence at Neschen AG lies in self-adhesive films for various applications. In addition to the films specially developed for book protection, Neschen has a variety of other protection films in their product range. The broad range here ranges from highly glossy films for large format photographs

to matt films for protecting map materials. This catalog only presents a small selection of protection films. Numerous other Neschen products for the graphical arts market can be found under the business unit "Graphics".



art. no	l/m	w/cm
33941	50	62
6008472	50	104
33944	50	124
6008473	50	130
6020661	50	140
6004012	50	155
6009264	50	200

### → Fields of application

Protection and laminating film for classical photographs, inkjet and digital print media such as e.g. paper, polyester, PVC, etc. If laminating inkjet prints, ensure the print is sufficiently dried. Can be used indoors and outdoors. When using outdoors, we recommend sealing the edges.

### filmolux® photo

70 µm soft PVC, glossy, crystal-clear surface, UV protection, washable and resistant to numerous detergents and solvents, solvent-free, ageing-resistant, permanently elastic acrylate adhesive that does not become brittle or bleed, fire protection certificate B2



art. no	l/m	w/cm
25688	50	62
6008476	50	104
25690	50	124
6008478	50	130
6020662	50	140
6008479	50	155
6009265	50	200

### → Fields of application

Protection and laminating film for classical photographs, inkjet and digital print media such as e.g. paper, polyester, PVC, etc. If laminating inkjet prints, ensure the print is sufficiently dried. Can be used indoors and outdoors. When using outdoors, we recommend sealing the edges. Recommended for panel production.

### filmolux® satin

75 µm soft PVC, satin matt, low reflection, UV protection, almost complete absorption in UV-B spectrum, washable and resistant to numerous detergents and solvents, solvent-free, ageing-resistant, permanently elastic acrylate adhesive that does not become brittle or bleed, fire protection certificate B2



Surface protection films

**filmomatt®**

80 µm soft PVC, matt, non-reflective, UV protection, almost complete absorption in UV-B spectrum, washable and resistant to numerous detergents and solvents, solvent-free, ageing-resistant, permanently elastic acrylate adhesive that does not become brittle or bleed, fire protection certificate B2

art. no	l/m	w/cm
25154	10	41
25155	10	62
25970	10	124
25156	25	41
25157	25	62
25973	25	124
25974	50	62
6008482	50	104
25976	50	124
6008483	50	130
6020663	50	140
6008484	50	155
6014020	50	200



→ **Fields of application**

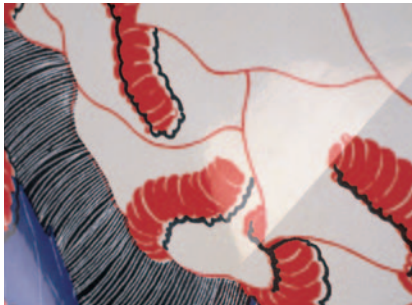
Protection and laminating film for classical photographs, inkjet and digital print media such as e.g. paper, polyester, PVC, etc. If laminating inkjet prints, ensure the print is sufficiently dried. Very pliable, foldable and

flexible, suitable for folding maps, construction plans and menus, etc. Can be used indoors and outdoors. When using outdoors, we recommend sealing the edges. Recommended for panel production.

**filmolux® PP gloss**

80 µm polypropylene, glossy, smooth, environmentally-friendly, high UV-protection, for indoor and short to medium-term outdoor use

art. no	l/m	w/cm
6008723	50	104
6008507	50	130
6020666	50	140
6008724	50	155



**filmolux® PP satin**

80 µm polypropylene, satin matt, smooth, environmentally-friendly, high UV-protection, for indoor and short to medium-term outdoor use

art. no	l/m	w/cm
6010746	50	104
6010749	50	130
6020667	50	140
6011098	50	155



**filmolux® PP matt**


80 µm polypropylene, matt, smooth, environmentally-friendly, high UV-protection, for indoor and short to medium-term outdoor use

art. no	l/m	w/cm
6008721	50	104
6008505	50	130
6020668	50	140
6008722	50	155



Other protective films, see [www.neschen.com](http://www.neschen.com) or call us, we are happy to help.

# Processing instructions – Book protection



Processing instructions → **Protecting books with Neschen book protection films**

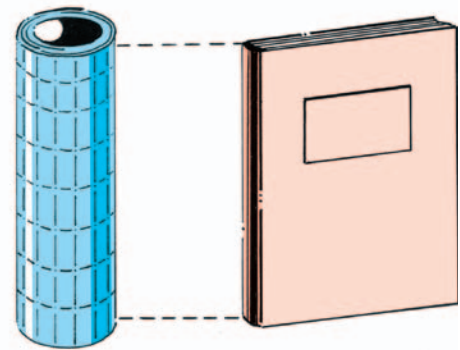
**Products:**

Neschen book protection films

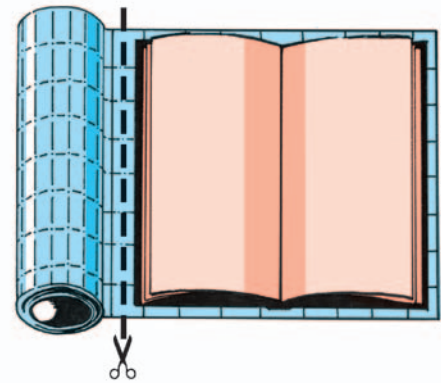
**Tools:**

Scissors,  
burnishing bone,  
book squeegee or  
soft cloth

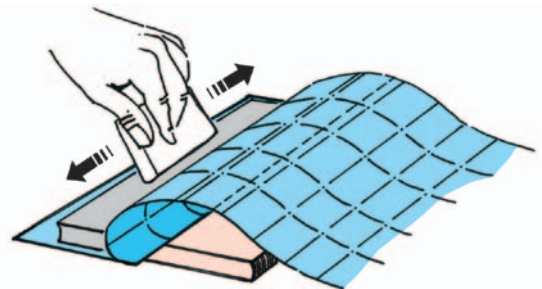
**1.**  
Select the width of the book protection film so that the film overlaps approx. 2 cm top and bottom.




**2.**  
Cut the film so that it overlaps on all four sides by approx. 2-3 cm when the book is open.



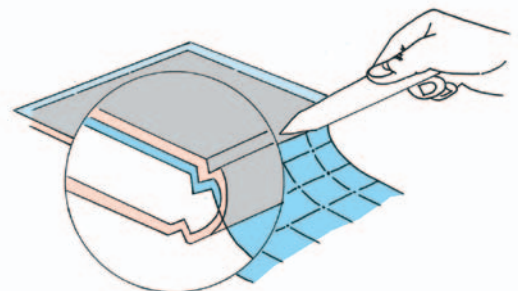
**3.**  
Then peel back approx. 10 cm of the backing paper or backing film (filmolux® soft) and align the film on three sides, position on the book cover and press the edge of the film down.



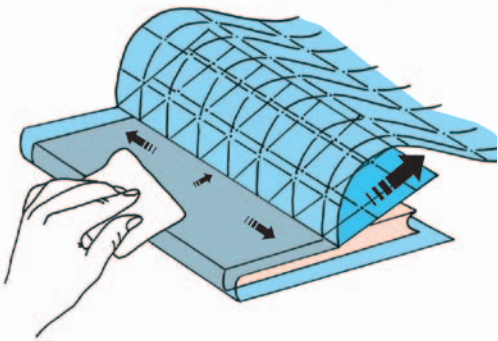
**4.**  
Slowly peel off the backing paper/film from under the protection film and press the film down towards the edges using the book squeegee.



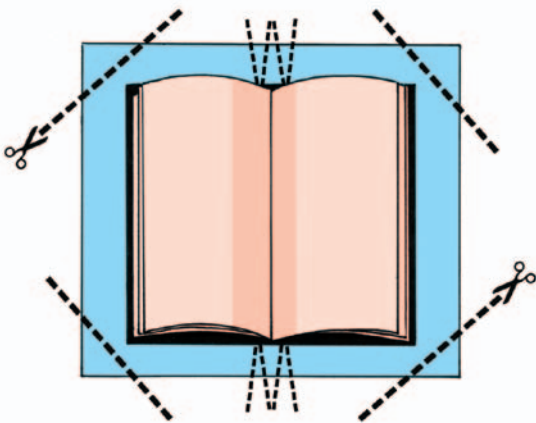
**5.**  
Press the film with the burnishing bone gently into the book fold and then rub onto the book spine.



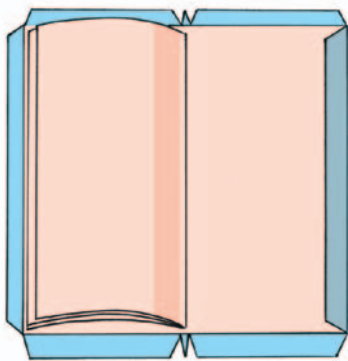




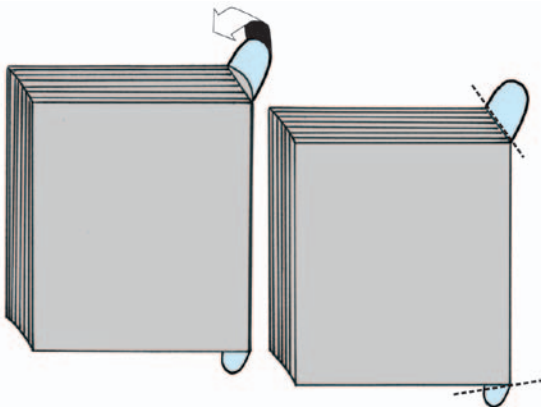
**6.**  
Turn the entire book over and continue in the same way on the back.



**7.**  
Cut the film overlaps at all corners diagonally and make wedge-shaped cuts at each book joint.



**8.**  
Fold the film overlaps over the inside of the book cover and press down.



**9.**  
Work the film overlaps on the book spine into the back with the burnishing bone or cut them off on paperbacks.

Processing instructions → **Protecting books with the book laminating station BLS-L**

**Products:**

Book laminating station BLS-L  
Neschen book protection film  
(not suitable for filmolux® soft  
and filmolux® soft PP)

**Tools:**

Book squeegee

**1.**

Fix a film roll that is approx. 3-4 cm wider than the height of the book into the BLS-L. Peel the backing paper off the film.

**2.**

Position the book with the book spine against the station and pull the film over the book, rub firmly.

**3.**

Turn the book by 180° covering it with film. Rub the film on firmly with the squeegee.

**4.**

Slightly tighten the film and then cut it off with the integrated blade.



Processing instructions → **TA3 tape dispenser**

**Tape dispenser TA3**


Neschen self-adhesive tapes up to 6 cm wide can be processed on the left side and up to 8 cm wide on the right side of the TA3 tape dispenser.

**Fitting the rolls**

1. Loosen the knurled screw until the aluminium tape holder can be moved.

Push the holder to the outmost position.

2. Insert the tape roll with the silicone paper facing upwards and the start of the roll facing backwards on the seating (2). Fold back the safety bar. Feed in approx. 20 cm of tape (without backing paper) sideways through the separator (3) and under the seating (2) up to the cutting edge (4). Insert the tape roll so that the adhesive side of the film is facing down after being fed through the cutting edge (3). If you now pull on the tape, the backing paper is automatically removed by the separator and pushed backwards.



- ① tape holder
- ② seating
- ③ separator
- ④ cutting edge
- ⑤ safety bar

3. After mounting the roll, push the tape holder (1) back so that the tape roll is guided and lightly braked by the centre bar and the tape holder (1).

**Working instructions:**

Detach the film attached to the cutting edge (4) by gripping it behind the cutting edge and then pulling it out to the required length. The tape can be cut by pulling it down at an angle across the blade. The remaining film stays attached to the cutting edge.

**Replacing the cutting blade:**

Hinge back the safety bar (5). Release the three front screws from the cutting edge (4). Carefully remove the used blade. Before mounting, remove the backing paper on the two adhesive points. Affix the replacement blade with a slight overlap (0.5 mm) to the cutting edge and then tighten the screws to hold the blade. When tightening the screws, ensure that the blade does not protrude more than one millimetre past the cutting edge of the station.  
**CAUTION - Danger of cuts during the entire replacement process!**

→ **Safety instructions:**

Danger of cuts from the cutting edge and when replacing the blade! When working with the station, always grip the tape behind the cutting edge. Keep the safety bar (5) hinged down when not in use or during transport.

## Processing instructions → Protecting maps and plans



**1.**  
Measure the size of the document and cut the film with approx. 5 cm overlap on all sides.

**2.**  
Peel back several centimetres of the backing paper on the short side, fold over and crease parallel to the film, then apply the film edge aligned to the short side of the document and press down.

**3.**  
Slowly peel off the backing paper from under the film, pressing the film down with a soft cloth or squeegee towards the backing paper and the edges.

**4.**  
Cut off overlapping material on the edges.


**Products:**  
filmomatt®

**Tools:**  
Scissors,  
burnishing bone,  
book squeegee or  
soft cloth

### → Info:

A requirement for wrinkle-free processing is a totally flat document. Previously folded documents must be smoothed out, possibly by dampening and subsequent drying under pressure. For effective and bubble-free processing of larger quantities, we recommend the use of our cold-laminating machine 1600 move ([www.neschen.com](http://www.neschen.com)), which enables significantly easier processing directly from the roll.

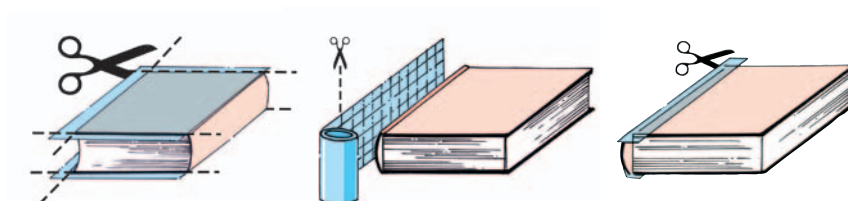
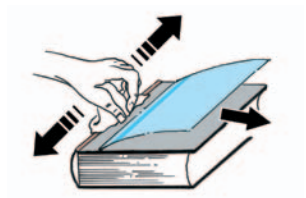
## Processing instructions → Strengthening paperback books



Paperbacks are constantly gaining in importance. They are inexpensive, but not always suitably bound for libraries. We offer you the possibility of significantly increasing the lifespan of paperbacks at low cost with filmolux® H 200 and filmomatt® H 200. filmolux® H 200 and filmomatt® H 200 strengthen and protect paperbacks.

**Products:**  
filmolux® H 200,  
filmomatt® H 200

**Tools:**  
Scissors,  
book squeegee



They can be stuck to the cover and the book spine then strengthened separately with a strip of filmolux® 609 or, as we would normally recommend, you can use filmolux® H 200/filmomatt® H 200 on the inner cover of the book, reinforce the book joints with filmoplast® P 90/filmoplast® SH and then protect the entire book with one of our flexible book protection films. This method prevents the book cover from splitting and increases the durability of the paperback even more.

Processing instructions → **Protecting book signatures**

**Products:**

filmolux® 609,  
filmolux® 610,  
filmolux® libre,  
filmomatt® libre

**Tools:**

Tape dispenser TA3,  
scissors

**1. Protecting labels**

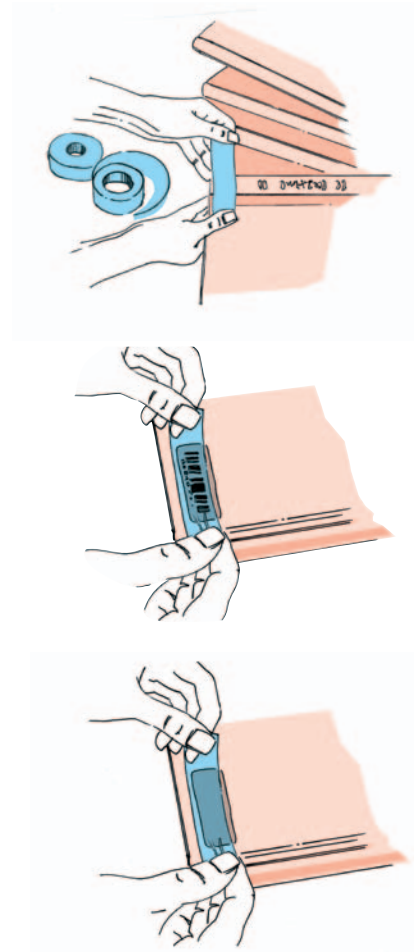
Paper labels should first be glued to the back of the book and then "filmoluxed" with one of our book protection films in one working step. If you just want to cover the label, we recommend applying filmolux® 610 with an overlap of approx. 1 cm top and bottom and sufficient material to reach the smooth areas of the book cover left and right, so that there is sufficient overlap for adhesion.

**2. Protecting barcode labels**

Plasticiser-free protection films should be used for protecting barcode labels, such as filmolux® libre or filmomatt® libre.

Protection of barcode labels with plasticiser-free films (e.g. filmolux® libre and filmomatt® libre) is essential where EDP-based booking systems are in use or in the process of being implemented. The barcode is subject to wear when being read with touch readers such as gun or pen readers.

filmolux® libre and filmomatt® libre protect the print from wear, do not change the print colours and do not bleed.



Processing instructions → **Repairing tears**

**Products:**

filmoplast® P,  
filmoplast® R

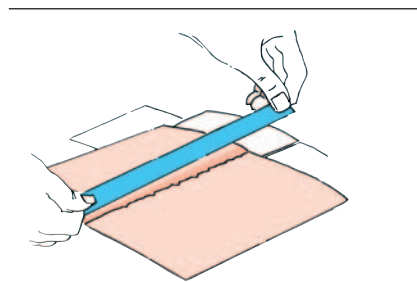
**Tools:**

Burnishing bone,  
scissors,  
heating iron for filmoplast® R

→ **Info:**  
Both the transparent filmoplast® P and filmoplast® R paper strips are suitable for repairing tears in modern paper. filmoplast® P is particularly transparent and can still be removed from stable surfaces with water after many years. filmoplast® R is significantly thinner than filmoplast® P and can be removed with heat.


**1. Repairs with filmoplast® P**

To repair a tear with filmoplast® P, take a strip that is a little longer than the tear you want to repair. Position the filmoplast® P strip on the tear and rub firmly using a burnishing bone. Rubbing with the burnishing bone presses the adhesive into the paper and pushes the air out of the paper fibres, providing the highest possible transparency. Trim off any overlapping material with a pair of scissors

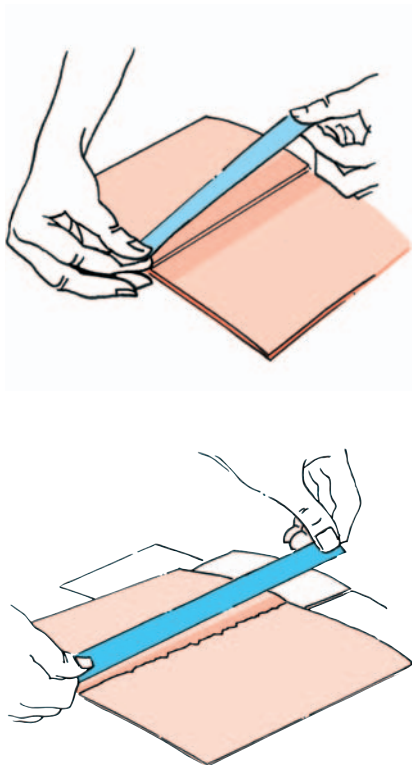


**2. Repairs with filmoplast® R**

To repair a tear or a hole with filmoplast® R, cut a strip from the roll that is a little longer than the damaged area and position it on the paper surface. Fix the strip in place at one end with the heating iron and then slowly continue ironing the strip in circular movements up to the other end with even pressure until the required transparency is reached.



## Processing instructions → Repairing torn out book pages



To repair a torn out page, use a strip of filmoplast® P 90 or filmoplast® P 90 Plus that is a little longer than the book itself. Fold the strip down the centre and then apply one side of the filmoplast® P 90 or filmoplast® P 90 Plus strip first to the page to be inserted and then the other side to the opposite book page. Rub the strip firmly with a burnishing bone to achieve good adhesion. Cut off any overlaps with scissors. If repairing very thin paper or where text has to be covered, you can use filmoplast® P instead of filmoplast® P 90.

### Products:

filmoplast® P 90,  
filmoplast® P 90 plus

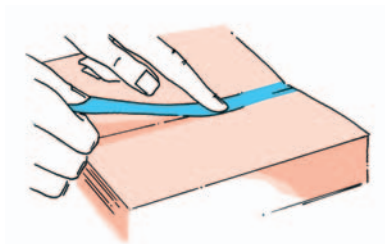
### Tools:

Scissors,  
burnishing bone

## Processing instructions → Strengthening and repairing book joints

### 1. Strengthening and repairing with filmoplast® P 90 or P 90 plus

To strengthen and repair the inside book joint of paperbacks, use a strip of filmoplast® P 90 or filmoplast® P 90 Plus that is a little longer than the book itself. Fold the strip down the centre and then apply one side of the filmoplast® P 90 or filmoplast® P 90 Plus strip first to the book block and then to the book cover. Rub the strip firmly with a burnishing bone to achieve good adhesion. Cut off any overlaps with scissors.

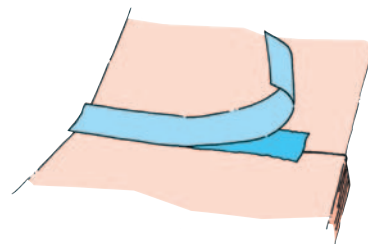


### 2. Strengthening and repairing with filmoplast® SH

To strengthen and repair with filmoplast® SH, cut a strip that is a little longer than the book itself and continue as described above.

#### → By the way:

filmoplast® SH is particularly suitable for cutting with the tape dispenser TA3.



### Products:

filmoplast® P 90,  
filmoplast® P 90 plus,  
filmoplast® SH

### Tools:

Burnishing bone,  
scissors

#### → Info:

We have two products available for the strengthening and repairing of inside book joints. Dependent on the thickness of the book block, you can use either the white, long-fibre paper tape filmoplast® P 90 or the stronger textile tape filmoplast® SH.

## Processing instructions → Repairing book spines

### Products:

filmoplast® T

### Tools:

Burnishing bone,  
scissors

#### 1.

To repair a book spine with filmoplast® T, cut a strip that is slightly longer than the book itself.

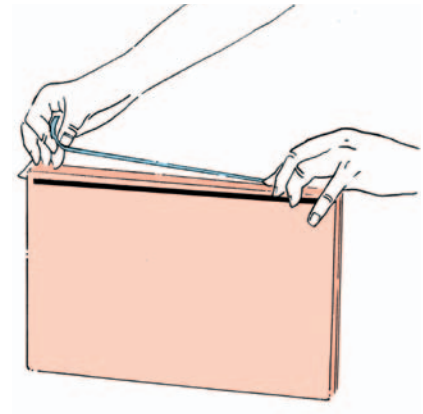
#### 2.

Remove half the backing paper on one half and position the centre of the strip on the centre of the book spine. Rub the one side

of the filmoplast® T on firmly up to the book cover and then remove the rest of the backing paper before rubbing the second side on up to the book cover.

#### 3.

Cut the overlapping edges at an angle and press these into the book spine with a burnishing bone. Cut the overlapping ends off completely on paperbacks.



#### → By the way:

filmoplast® T is particularly suitable for cutting with the tape dispenser TA3.

## Processing instructions → Attaching title pages

### Products:

gudy® 831

### Tools:

Scissors, soft cloth  
or book squeegee

#### 1.

First of all, cut out the title page.

#### 2.

Measure the size of the title page and cut a piece of gudy® 831 with an overlap on all sides of the title page.

#### 3.

Apply the title page to one side and rub it on firmly with a squeegee or soft cloth.

#### 4.

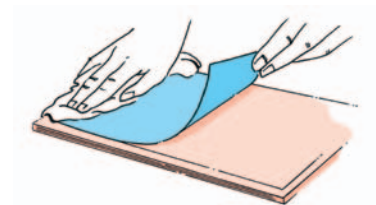
Cut the title page to size in parallel to the edges on all sides. Select the final size so that the title page is slightly smaller on all four sides than the book cover.

#### 5.

Peel back several centimetres of the backing paper on the back, fold over and crease parallel to the edge, then apply the edge to a book cover edge and press down.

#### 6.

Peel back the backing paper under the title page and rub the page firmly down towards the edges.



## Processing instructions → Embedding documents and archive material

### Products:

filmoplast® R

### Tools:


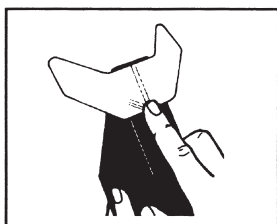
HRP hot-sealing machine or iron,  
scissors,  
possibly non-adhesive backing

When using an HRP hot-sealing machine, position the documents on the infeed table and laminate according to the operating instructions. Select a temperature of approx. 120 °C. Then cut the documents to size. If using an iron, place a sheet of filmoplast® R over the document and iron with an even pressure from the centre to the edges until the required transparency is achieved.

Repeat the procedure on the other side of the document. A heat-resistant, non-stick base will facilitate work if there is material overlap on the edges.



Processing instructions → **Strengthening book spines and book corner edges with Easy wings®**







**1.**  
Remove the centre strip from the perforated backing paper.

**2.**  
Apply this section to the book spine or the corners of the book cover - the wings should be pointing upwards.

**3.**  
Remove the backing paper from the right section and rub the adhesive surface firmly onto the book spine and cover. Repeat on the other side.

**4.**  
Open the book and attach the wings firmly to the inside covers.

Processing instructions → **Strengthening newspapers and magazines with Easy hold®**



**1.**  
Open the newspaper (or magazine) in the middle. Remove the centre strip from the perforated backing paper.

**2.**  
Position the lower half of the strengthener slightly to the side of the middle fold of the newspaper so that it can still be closed easily.

**3.**  
Fold the strengthener over and position the upper section on the outside of the newspaper.

**4.**  
Bend the strengthener slightly to remove the remaining 4 backing papers and press the film into place using your fingers.

# Processing instructions – Picture framers





## General instructions on fixing with self-adhesive materials

For fixing and framing, you can select between filmoplast® P, filmoplast® P 90 or filmoplast® P 90 Plus. filmoplast® P is transparent and is mainly used for framing thinner papers where the suspension method should not be visible.

For heavier pictures, we recommend using the stronger, white long-fibre filmoplast® P 90 or even filmoplast® P 90 Plus with even more adhesive force.

The framing technique is the same for both products.

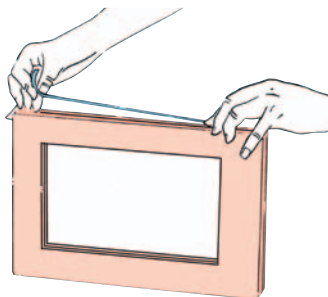
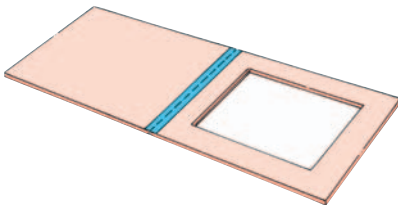
### **Please note the following when working on pictures:**

- Apply as little adhesive as possible to the original object
- Apply the adhesive so that the picture remains hanging free
- Do not use adhesive film tape, only adhesive paper tape. If a picture does fall,

the paper tape will tear leaving the picture undamaged

- Only apply the adhesive to the picture edges outside the painted or printed areas

## Processing instructions → **Fixing rear mounts to passe-partouts**



filmoplast® SH is ideal for attaching the passe-partout to the rear mount. The hinge should be formed on the left side in the case of portrait format pictures so that the passe-partout and rear mount can be opened like a book.

Attach filmoplast® SH to the top edge for landscape format pictures. This ensures the best adhesion of the hinge. Always ensure that the filmoplast® SH strip is rubbed down firmly with a burnishing bone.

### **Products:**

filmoplast® SH

### **Tools:**

Scissors,  
burnishing bone

Processing instructions → **Dust-proof sealing**

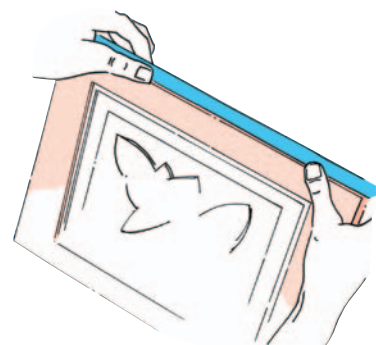
**Products:**

filmoplast® P 90,  
 filmoplast® P 90 plus,  
 filmoplast® T,  
 filmoplast® SH

**Tools:**

Scissors,  
 burnishing bone

filmoplast® P 90 and filmoplast® P 90 Plus are also very suitable for dust-proof edging of pictures, glass panels and passe-partouts. Both products are ideally suited for application to the rear side of the picture after framing. The adhesive tape then protects the framed picture against dust and insects. If greater protection is required, our textile tapes filmoplast® SH or filmoplast® T (coloured tape) can be used. Attach one half of the adhesive tape to the frame and the other half to the picture or the rear mount.



Processing instructions → **Fixing pictures onto rear mounts**

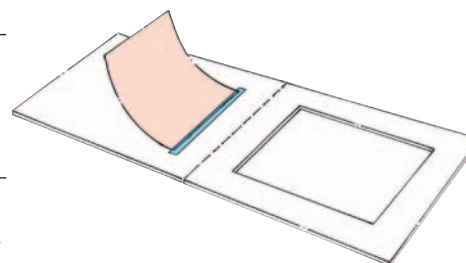
**Products:**

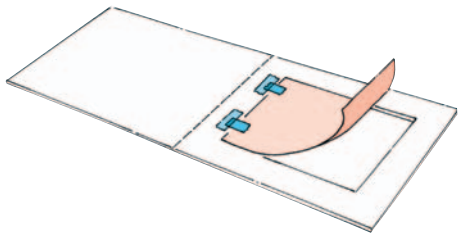
filmoplast® P,  
 filmoplast® P 90,  
 filmoplast® P 90 plus

**Tools:**

Burnishing bone

- 1.**  
 Pull a strip approx. 3 cm long from the dispenser.
- 2.**  
 Affix one half vertically to the back of the picture and the other half to the rear mount.
- 3.**  
 Attach another strip crosswise below the fold of the tape on the rear mount and rub the filmoplast® strip firmly onto the mount with the burnishing bone. We always recommend attachment to the rear mount if the passe-partout needs to be replaced sometimes. Then the picture does not need to be removed.





**1.**

Pull a strip approx. 3 cm long from the dispenser.

**2.**

Attach approx. one third of the strip along the top edge of the rear of the picture.

**3.**

Turn the picture over, position the passe-partout on the picture and then rub the filmoplast® strip down firmly with a burnishing bone. You may need several strips, depending on the size of the picture. Only attach the adhesive tape to the top edge so that the picture can hang freely.

**Products:**

filmoplast® P,  
filmoplast® P 90,  
filmoplast® P 90 plus

**Tools:**

Burnishing bone

→ **Info:**

We recommend applying double-sided adhesive to the carrier before laminating the picture if mounting it to wooden, cardboard or plastic carriers.

**a) Preparing the carrier material**

- Measure the short side of the carrier and select the appropriate roll width
- Attach approx. 1 cm of the double-sided adhesive tape to the carrier. The edges of the carrier and the tape should be parallel
- Apply the adhesive tape by rubbing the film from the middle to the edges with a squeegee, roller or soft cloth
- Cut off any overlaps with a cutter

**b) Mounting the picture on the self-adhesive carrier material**

- Fold back approx. 1 cm of the silicone paper
- Centre the picture and carefully press onto the exposed adhesive edge, starting from the centre and moving outwards
- Place one hand under the picture and slowly peel back the silicone paper while pressing down from the centre to the edges to attach the picture

**Products:**

gudy® 800,  
gudy® 802,  
gudy® 831,  
gudy® 870

**Tools:**

Tape measure,  
squeegee,  
roller,  
cutter,  
ruler,  
soft cloth

Index

A	Page
Accessories	20 - 22 Book care/repair
Accessories	23 Picture framers

B	Page
BLS-L Book Laminating Station	34 Processing equipment
Book glue	21 Accessories
Book care products	8 Protection films, etc.
Book repair products	15 Repair tapes, etc.
Book protection films	8 filmolux® films
Book squeegee	22 Accessories
Burnishing bone	22 Accessories/Working materials

C	Page
Cire 213	22 Accessories, Leather care oil
Cutting mats	22 Accessories

D	Page
Double-sided adhesive products	24 - 30 gudy® products
Double-sided adhesive products	25 - 28 Mounting films
Double-sided adhesive products	28 Double-sided adhesive products

E	Page
Easy bind® tyvek®	20 Tyvek tape
Easy hold®	21 Book spine strengthener
Easy wings®	20 Newspaper strengthener

F	Page
filmolux®	9 Protection film
filmolux® 609	10 Protection film
filmolux® 609 Label protection	10 Pre-cut on rolls
filmolux® 610	11 Protection film
filmolux® H 200	13 Strengthening film
filmolux® H 250	13 Lampshade film
filmolux® libre	12 Protection film
filmolux® photo	29 Protection film
filmolux® satin	29 Protection film
filmolux® soft	8 Protection film
filmoplast® P	15 Repair tape
filmoplast® P 90	16 Repair tape
filmoplast® P 90 Plus	16 Repair tape
filmoplast® R	18 Repair tape
filmoplast® soft	8 Protection film
filmoplast® soft PP	8 Protection film
filmoplast® SH	17 Cotton fabric
filmoplast® T	17 Linen fabric
filmoplast® J	18 Japanese paper
filmolux® pockets, triangular	21 Accessories
filmolux® pockets, rectangular	21 Accessories
filmomatt®	11, 30 Protection film
filmomatt® libre	12 Protection film
filmomatt® H 200	13 Strengthening film
Frames for rigid foam sheets, 10 mm	23 gudyha® clip

G	Page
GDS corner/corner connector	21 Frames and photo boards
Glue	21 Book glue, Accessories
gudy® 800	27 Double-sided adhesive mounting film
gudy® 802	25 Double-sided adhesive mounting film
gudy® 804	27 Double-sided adhesive mounting film
gudy® 831	25 Double-sided adhesive mounting film
gudy® 870	26 Double-sided adhesive mounting film
gudy® 871	26 Double-sided adhesive mounting film
gudyha® clip	23 Frames
gudy® products	24 - 27 Double-sided adhesive mounting film

H	Page
Heating iron	18 Accessories
Hot-sealing machines	19 Machines, Accessories

J	Page
Japanese paper	18 filmoplast® J, filmoplast® R

L	Page
Lampshade film	11 Strengthening film
Leather care	22 Cire 213

M	Page
Metal hanger	23 Accessories
Mounting	24 - 30 Double-sided adhesive products, gudy® products
Mounting films	24 - 30 Double-sided adhesive products, gudy® products

O	Page
Order form	45

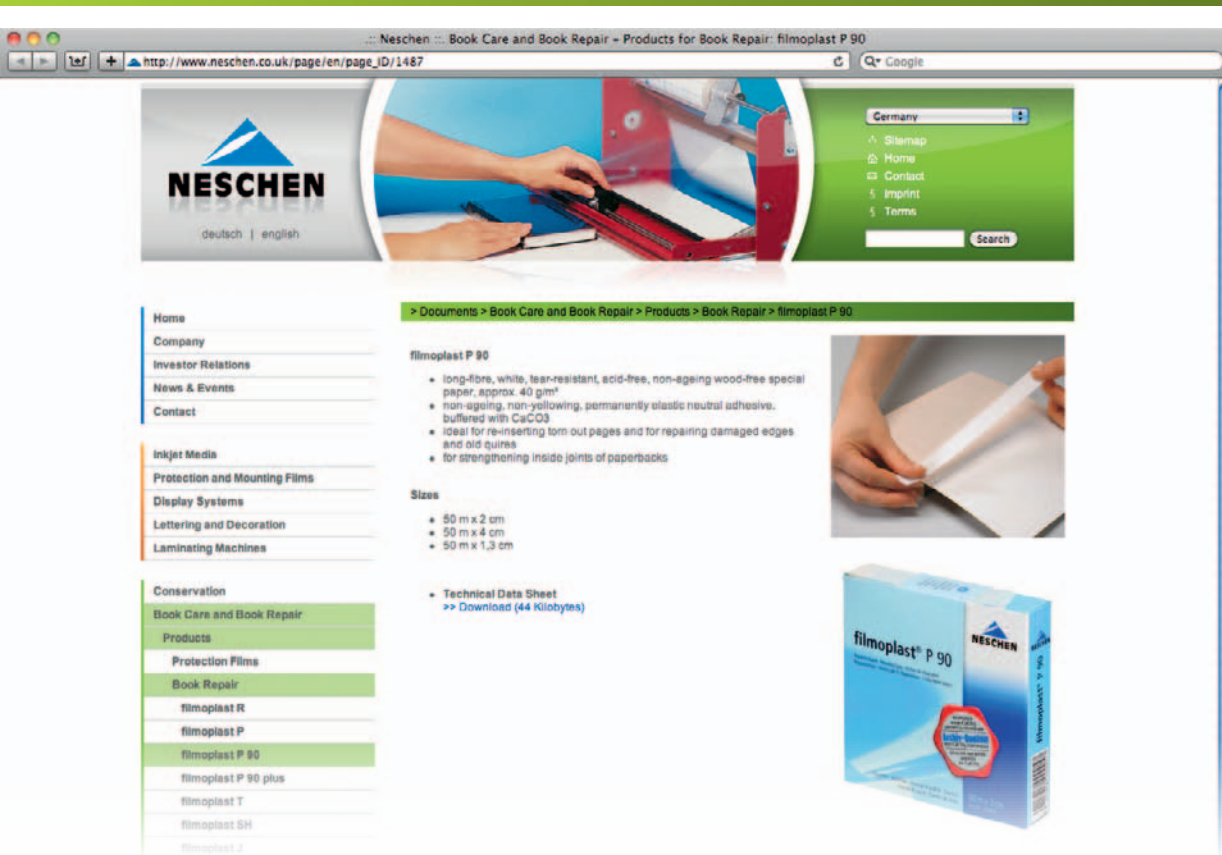
P	Page
Picture hangers	22 Accessories
Plastic hanger	23 Accessories
PräPlast paper	20 Repairs / Strengthening
Processing instructions	31 Libraries and archives
Processing instructions	40 Picture framers
Protection films	9 - 13 filmolux®-films

R	Page
Reversible products	27 gudy® 800, 27 gudy® 804 28 gudy® DS 10, DS 11
Repair tapes	18 filmoplast® R 15 filmoplast® P 16 filmoplast® P 90 / P 90 plus
Replacement blades for TA	12 Accessories Processing equipment
Replacement blades for TA2	12 Accessories Processing equipment
Replacement blades for TA3	12 Accessories Processing equipment

S	Page
Sales and delivery conditions	48
Self-adhesive films	9 - 13 Protection films
Self-adhesive film pockets	21 filmolux® pockets
Signature protection	10 filmolux® 609 / 610
Special paper	15 - 18 filmoplast® products
Squeegee	22 Accessories

T	Page
Tape dispenser TA3	12 Accessories Processing equipment
Teflon burnishing bone	22 Accessories / Working materials
Textile fabric	17 filmoplast® T, SH
Textile tape	17 filmoplast® T

## Neschen in the Internet



## Relevant information at your fingertips!

- All products together with technical datasheets and processing instructions
- Neschen in the press
- Neschen on exhibitions

[www.neschen.com](http://www.neschen.com)

Always worth a visit!



Simply use this form for your order and send it to us:

By post: Neschen AG • Hans-Neschen-Straße 1 • D-31675 Bückebug  
 By fax: ++ 49 (0) 5722 207-159

Address:

<b>Company:</b>	<b>Customer number:</b>
<b>Name:</b>	<b>Contact person:</b>
<b>Street:</b>	
<b>Post code:</b>	<b>City:</b>
<b>Country:</b>	<b>E-mail:</b>
<b>Tel.:</b>	<b>Fax:</b>

Delivery address (if different from the address above)

<b>Company:</b>	<b>Customer number:</b>
<b>Name:</b>	<b>Contact person:</b>
<b>Street:</b>	
<b>Post code:</b>	<b>City:</b>
<b>Country:</b>	<b>E-mail:</b>
<b>Tel.:</b>	<b>Fax:</b>

Article No.	Product designation	Dimensions Length/Width	Colour	Quantity	Item price	Total price

<b>Date, Signature:</b>						
-------------------------	--	--	--	--	--	--

## Sales and delivery conditions

### General Terms and Conditions of Neschen AG – Hans-Neschen-Straße 1 – D-31675 Bückeburg, Germany

#### § 1 General Issues – Scope

1. The following terms and conditions (hereinafter referred to as the "Terms and Conditions") shall apply to all current and future business relations with the Customer.
2. For the purposes of the Terms and Conditions, a «Consumer» shall be any natural person with whom a business relationship is entered into without the purpose of the business being attributable to the Consumer's trade or independent professional activities. An "Entrepreneur" shall be any person or entity or partnership vested with legal capacity with whom a business relationship is entered into which forms part of the exercise of a trade or independent profession. The term "Customers" (singular: Customer) shall include both Consumers and Entrepreneurs.
3. Any deviating, conflicting or supplementary terms and conditions of the Customer – even if brought to Neschen's knowledge – shall not become part of the contract unless their validity is explicitly agreed in writing.
4. We have assigned our claims as part of an ongoing factoring contract to EUROFACTOR AG, Bajuwarenring 3, D-82041 Oberhaching near Munich or PO Box 11 07, D-82032 Deisenhofen. All responsibility for the product shall nevertheless remain solely with Neschen AG. Any product responsibility of EUROFACTOR AG is excluded.

#### § 2 Conclusion of Contract

1. Our offers are always without engagement. Technical modifications and changes in form, colour and / or weight are reserved, as far as they are reasonable. This applies also to the printing quality from printer profiles provided.
2. By placing an order, the Customer makes a binding declaration of his intention to purchase the goods ordered. We shall be entitled to accept the contract offer which the order comprises within two weeks of receipt thereof. The offer may be accepted either in writing (including by invoice or delivery note) or by delivering the goods to the customer.
3. If the Consumer orders any goods electronically, we will confirm receipt of the order immediately. Confirmation of receipt of the order does not constitute a binding acceptance of the placed order yet. Confirmation of receipt may be combined with the acceptance of the order. When the order is placed by electronic means, the text of the contract will be stored and sent to the Customer upon request, together with the present Terms and Conditions, by e-mail.
4. We are constantly striving to effect delivery as quickly as possible. There are no scheduled terms of delivery. If in deviation from this a delivery date has been fixed, in case of any delay the Customer shall specify a reasonable period of usually four weeks for subsequent delivery. The contract shall be concluded subject to proper and timely delivery by our suppliers. This applies only to the case that we are not responsible for non-delivery and a congruent covering transaction is concluded with our supplier. In case of longterm unavailability of the goods or services, the Customer will be informed immediately. The payment will be refunded immediately.

#### § 3 Force Majeure

Force majeure of any kind whatsoever, including unforeseeable disruption of production, traffic or shipping, fire, floods, unforeseeable shortages of labour, energy, raw or auxiliary materials, strikes, lockouts, orders by governmental authorities or other obstacles beyond the control of the debtor party which reduce, delay, prevent or render unreasonable the manufacture, shipping, acceptance or consumption of any relevant goods or services, shall exempt the affected party from the obligation to deliver or accept, respectively, for the duration and to the extent of the disruption. If this should permanently prevent us from providing the relevant goods or services, both parties shall have the right to revocation. In case of partial or complete discontinuation of our sources of supply we shall not be under any obligation to replenish our stocks from other upstream suppliers. In this case we shall be entitled to distribute the available quantities of goods, taking into account our own needs.

#### § 4 Shipping

We reserve the right to choose the route and mode of transport. Additional costs resulting from special shipping requirements of the Customer shall be

at the Customer's own expense. The same shall apply to any increases in freight costs, any additional costs for alternative routes, storage, etc. which may become effective after conclusion of the contract, unless CPT delivery has been agreed.

#### § 5 Retention of Title

1. In all contracts with Consumers, we retain the title to the goods until full payment of the purchase price and payment of any claims arising from a breach of the duty to provide the consideration have been effected. In all contracts with Entrepreneurs, we retain the title to the goods until full settlement of all claims from the ongoing business relationship, including additional claims and claims for damages and payment of checks and bills, has been effected. The retention of title shall also apply if individual claims are included into a current invoice and the balance has been struck and accepted.
2. The Customer shall handle the goods with care. If maintenance and inspection work is required, the Customer shall perform this regularly at his own expense.
3. The Customer shall notify us if any third party should seize the goods, e.g. by way of attachment, as well as about any damage to or destruction of the goods. The Customer shall immediately notify us about any change in the possessor of the goods as well as about any change of his own address.
4. In case of any breach of the contract on the side of the Customer, especially in case of arrears or breach of a duty as defined in sub-clauses 2 and 3 of the present provision, we shall be entitled to revoke the contract and reclaim the goods. However, with regard to Entrepreneurs the retention of title alone shall not constitute a revocation yet. Any taking back of goods shall always be as a precaution only and is not to be construed as a revocation, even if payment by instalments was allowed retroactively.
5. The Entrepreneur shall be entitled to resell the goods in the regular course of his business. Already now he assigns to us all claims to the amount of the bill which he attains by sale to a third party. We accept the assignment. There shall not be a right to resale if the claim from the transaction underlying the resale is subject to prohibition of assignment. After the assignment, the Entrepreneur shall be authorized to collect the debt. We reserve the right to collect the debt ourselves if the contractor fails to properly honour his financial obligations and is in arrears. If we feel settlement of our claims to be threatened, the Entrepreneur shall, upon corresponding request by us, notify his purchasers about the assignment and provide us with all the information and documents which we require for the immediate assertion of our rights.
6. The handling and processing of the goods by the Entrepreneur shall always be done in our name and on our behalf.
7. If the value of the securities we are entitled to should exceed the amount of our claim against the Entrepreneur by more than 20 %, we will insofar release the securities upon the Entrepreneur's request. The choice of the securities shall be at our discretion.
8. All rights from the concluded security agreements existing in our favour, in particular property assigned as a security or subject to retention of title in any form whatsoever, shall be transferred to EUROFACTOR AG.

#### § 6 Right to Revocation and Consequences Thereof

In all contracts concluded exclusively by means of telecommunication, Consumers shall have a right of revocation. Telecommunication means are means of communications that can be used to initiate or to conclude a contract between a Consumer and an Entrepreneur without simultaneous physical presence of the parties to said contract, including in particular letters, catalogues, telephone calls, faxes, emails as well as radio, tele-services and media services.

1. The Consumer shall have the right to revoke his declaration of agreement to the conclusion of the contract within two weeks of receipt of the goods. The revocation does not require any justification and must be declared in writing or by returning the goods to the seller; timely sending of the goods shall be sufficient to meet the deadline. The revocation shall be addressed to Neschen AG, Hans-Neschen-Straße 1, D-31675 Bückeburg.
2. We reserve the right to deliver the goods only after expiry of the revocation period.



3. When exercising the right to revocation, the Consumer must return the goods if they can be sent by parcel post. If the order value is up to 40.00 €, or if the Consumer has not effected full or partial payment at the time of return yet, he shall bear the cost of the return. This shall not apply if the goods delivered do not correspond to the order. For orders exceeding 40.00 €, the Consumers need not bear the cost of the return.

4. The Consumer shall pay compensation for any deterioration of the goods resulting from proper commissioning and use of the product as provided. The Consumer may examine the goods carefully and diligently. The loss in value due to any usage exceeding mere examination which results in the goods being unfit for being sold as «new» shall be borne by the Consumer.

### **§ 7 Return of Goods and Cost Responsibility Agreement in Consumer Contracts**

When exercising his right to revocation, the Consumer must return the goods if they can be sent by parcel post. If the order value does not exceed 40.00 €, or if the Consumer has not effected full or partial payment at the time of return yet, he shall bear the cost of the return. This shall not apply if the goods delivered do not correspond to the order. For orders exceeding 40.00 €, the Consumers need not bear the cost of the return.

### **§ 8 Remuneration**

1. The purchase price offered shall be the ex works net price. The minimum order value is 80.00 €. A minimum quantity surcharge will not be levied. In case of sale by delivery to a place other than the place of performance, a shipping charge amounting to 15.00 € for up to 31.99 kg of product weight; to 25.00 € for from 32.00 kg up to 99.99 kg of product weight; and to 30.00 € for 100.00 kg or more of product weight will be collected. In any business with Entrepreneurs, the costs will be billed according to actual cost. The Customer may pay the purchase price by cash, invoice or Eurocard (Master Card) and Visa Card.

2. Payment must be made within 30 days from the date of invoice or within 8 days from the date of invoice with 2 % discount. After expiry of 30 days from the date of the invoice, the customer will automatically be in arrears. Payments with debt-discharging effect can be effected only by transfer to the EUROFACTOR AG account expressly specified in the invoice. The time of crediting to the aforesaid account of EUROFACTOR AG shall be deemed the time of payment. If the Customer should default on paying any invoice or rate, all hitherto unpaid invoices or rates shall become due for payment immediately. While in arrears, the Consumer shall pay interest on the defaulted debts at a rate of 5 % above the base interest rate. While in arrears, the Entrepreneur shall pay interest on the defaulted debts at a rate of 8 % above the base interest rate. In any business with Entrepreneurs, we reserve the right to demonstrate and claim higher losses.

3. The Customer shall have a right to offsetting only if his counter-claims have been legally established or recognized by us. The Customer may exercise a right to retention only if his claim is based upon the same contract.

### **§ 9 Transfer of Risk**

1. If the buyer is an Entrepreneur, the risk of accidental loss or accidental deterioration of the product shall pass to the shipper, carrier or other person or organisation entrusted with executing the shipment upon handover, in case of sale by delivery to a place other than the place of performance upon delivery.

2. If the buyer is a Consumer, the risk of accidental loss or accidental deterioration of the product sold shall pass to the buyer only upon handover to the buyer, also in case of sale by delivery to a place other than the place of performance.

3. Default of acceptance on the buyer's side shall be deemed tantamount to handover.

### **§ 10 Warranty, Complaints and Manufacturer's Redress**

1. If the buyer is an Entrepreneur, we guarantee for defects in the goods by providing repair or replacement at our option.

2. The Entrepreneur shall report any discernible defect immediately in writing, indicating invoice number, product name, size, lot number, quantity

and description of the problem, otherwise the assertion of any warranty claims shall be excluded. The same shall apply if a defect is discovered only later. The Entrepreneur shall bear the onus of proof for all claims, in particular for the defect itself, for the time of discovery of the defect and for the timeliness of the complaint.

3. Any claims to damages and remedial performance based on material defects shall be statute-barred one year after the date of delivery. Withdrawal and reduction shall be excluded after expiry of the same period. If the Customer is a Consumer and has bought new goods, the period shall be two years.

4. If the purchaser is an Entrepreneur, the specification of the product by the manufacturer shall essentially be deemed to be the agreed quality thereof. Public statements, recommendations or advertisements of the manufacturer do not constitute any additional contractual specification of the goods. Insofar as the commercial transaction relates to textiles, the error tolerances described separately in the catalogue in section "Processing Information" shall apply to the textiles.

5. The Customer shall not receive any warranties in the legal sense from us. This shall not affect any warranties given by the manufacturer.

6. If the purchaser is an Entrepreneur, any claims regarding expenses for the purpose of supplementary performance, in particular transport, travel, labour and material costs, shall be excluded, as far as they add to the costs because the delivered goods are subsequently transferred to a location other than the establishment of the Entrepreneur. This shall not apply if the transfer complies with the intended use of the object.

7. An Entrepreneur shall have recourse against us only insofar as the Customer has not entered into any agreements with his customers exceeding the statutory warranty claims. Subclause 6 shall apply, mutatis mutandis, to any recourse of the Entrepreneur against us.

### **§ 11 Limitations of Liability**

1. In case of a slightly negligent breach of duty, our liability shall be limited to the immediate average damage typical for the contract and foreseeable from the type of the goods. This shall also apply to slightly negligent breaches of duty committed by our legal representatives or vicarious agents. Any claims of the Entrepreneur for damages – including extra-contractual claims – shall be excluded in case of slightly negligent breach of duty by our legal representatives and other vicarious agents, unless said breach should relate to a duty that is essential to achieving the purpose of the contract.

2. The aforementioned limitations of liability shall not affect any claims of the Customer from product liability. Neither shall the limitations of liability apply to any damage to body or health or loss of life of the Customer.

### **§ 12 Final Provisions**

1. This Agreement is governed by the laws of the Federal Republic of Germany. The provisions of the CISG shall not apply. The provisions of the UN Convention on the Assignment of Receivables in International Trade shall be deemed agreed upon subject to the condition precedent of the moment of its effectiveness.

2. If the Customer is a merchant, a legal entity under public law or an agency under public law, the venue for all disputes arising from the present Agreement shall be either our business location or that of EUROFACTOR AG. The same shall apply if the Customer has no general venue in Germany or if the Customer's domicile or habitual residence at the time of the filing of the action are not known. The place of performance shall be Bückeberg.

3. If any provision of the contract with the Customer, including the present General Terms and Conditions, should, in whole or in part, be or become invalid or unenforceable, the validity of the remaining provisions shall not be affected. The wholly or partially invalid provision shall be replaced by a provision whose economic result comes as close as possible to that of the ineffective provision. The same applies to filling a gap in the contract with the Customer or in the present General Terms and Conditions.

Branches

Germany  
 NESCHEN AG  
 Hans-Neschen-Strasse 1  
 D-31675 Bückeburg  
 Tel.: ++49 5722 20 70  
 Fax: ++49 5722 20 71 97  
 E-mail: neschen@neschen.de  
 www.neschen.com

England  
 NESCHEN UK Ltd.  
 Watkins Close  
 Burnt Mill Ind. Estate  
 S513 1TL Basildon, Essex  
 Tel.: ++44 1268 722405  
 Fax: ++44 1268 725864  
 E-mail: neschen@neschen.co.uk  
 www.neschen.co.uk

France  
 Filmolux Sarl  
 14, Avenue du Professeur A. Lemièrè  
 F-75020 Paris  
 Tel.: ++33 1 49 20 67 89  
 Fax: ++33 1 48 58 28 29  
 E-mail: filmolux@wanadoo.fr  
 www.filmolux.com.fr

Italy  
 NESCHEN Italia srl  
 Via Leonardo da Vinci  
 Zone Industriale Nord  
 I-26010 Bagnolo Cremasco  
 Tel.: ++39 0373 237 911  
 Fax: ++39 0373 237 930  
 E-mail: info@neschen-italia.it  
 www.neschen.it

Japan  
 Filmolux Co. Ltd.  
 Akiyama Building  
 6-10 Nishigoken-Cho  
 Shinjuku-ku, Tokyo  
 Tel.: ++81 332 69 04 91  
 Fax: ++81 332 69 42 09  
 E-mail: filmolux-japan@filmolux.co.jp  
 www.filmolux.co.jp

NESCHEN Benelux B.V.  
 Heesweg 16A  
 NL-8102 Raalte  
 Tel.: ++31 572 346 000  
 Fax: ++31 572 346 001  
 E-mail: neschen@neschen.nl  
 www.neschen.nl

Austria  
 Neschen Austria GmbH  
 Hauptstraße 138  
 A - 1140 Wien  
 Tel.: ++43 1 49 49 96 40  
 Fax: ++43 1 49 49 96 422  
 E-mail: info@neschen.at  
 www.neschen.at

Portugal  
 NESCHEN Portugal S.A.  
 Estrada de Barrosa, Elospark  
 Edifícios 12 e 13 Algueirao  
 P-2725 – 193 Mem Martins  
 Tel.: ++351 219 267 220  
 Fax: ++351 219 264 986  
 E-mail: neschen@neschen.pt  
 www.neschen.pt

Hungary  
 NESCHEN Kft.  
 Kerepesi út 27/a  
 H-1087 Budapest  
 Tel.: ++36 1 4 77 42 73  
 Fax: ++36 1 3 33 53 21  
 E-mail: neschen@pronet.hu  
 www.neschen.hu

USA  
 NESCHEN Americas  
 7091 Troy Hill Drive  
 Elkridge, MD 21075  
 Tel.: ++1 410 3 79 54 00  
 Fax: ++1 410 5 79 89 60  
 www.neschenamericas.com

Hong Kong  
 NESCHEN Asia Pacific Ltd.  
 Flat A, 8/F, Keader Centre,  
 129-149 On Lok Road,  
 Tuen Long,  
 N.T.  
 Hong Kong  
 Tel.: ++852 24073738  
 Fax: ++852 24080973  
 E-mail: k.chan@neschen.de





Neschen AG  
Hans-Neschen-Str. 1  
D-31675 Bückeburg  
Tel.: ++49 (0) 57 22-20 70  
Fax: ++49 (0) 57 22-20 71 97  
E-Mail: [neschen@neschen.de](mailto:neschen@neschen.de)  
Internet: [www.neschen.com](http://www.neschen.com)